

CENIM 2020

Proceeding Book

International Conference of Computer Engineering, Network,
and Intelligent Multimedia 2020



IEEE Conference Number #51130
IEEE Catalog Number : CFP2ONIM-ART
ISBN : 978-1-7281-8283-4

Departement of Computer Engineering
cenim.its.ac.id

Virtual Conference
November 17-18, 2020



CENIM
2020

Table Of Contents

COPYRIGHT	i
Message From The General Chairman	ii
Message From The Dean Of The Faculty Of Intelligent Electrical And Informatics Technology (ELECTICS) - ITS Indonesia	iii
Message From The Rector of ITS	v
Table of Content	vii
Organizing Committee	
CENIM 2020 Technical Program Committee and Reviewers	vii
KEYNOTE LECTURE Deep Learning with Small Visual Data Prof. Kai-Lung Hua National Taiwan University of Science and Technology Taiwan	xii
KEYNOTE LECTURE Review on Standardization Activities of Artificial Intelligence and its Trustworthiness Prof. Dae-ki Kang Dongseo University, Korea	xiii
KEYNOTE LECTURE Evolution of Mobile and Embedded Smart Devices Technology Alfred Boediman, Ph.D Samsung Research and Development Institute Indonesia (SRIN), Indonesia	xiv
KEYNOTE LECTURE Network Virtualization that makes sense Winahyu H. Utomo, S.T Redhat cloud consultant, California, USA	xv
KEYNOTE LECTURE Contribution of Machine Learning in Brain Disease Classification Dr. I Ketut Eddy Purnama, S.T., M.T. Institut Teknologi Sepuluh Nopember, Indonesia	xvi
CENIM 2020 GENERAL SCHEDULE	xvii
CENIM 2020 : TECHNICAL SESSION SCHEDULE	xix
Author Index	xli

COPYRIGHT

IEEE 2020 International Conference on Computer Engineering, Network and Intelligent
Multimedia

(CENIM 2020)

IEEE Conference Number #51130

Copyright ©2020 by IEEE.

All rights reserved.

Copyright and Reprint Permission:

Abstracting is permitted with credit to the source. Libraries are permitted to photocopy beyond the limit of U.S. copyright law for private use of patrons those articles in this volume that carry a code at the bottom of the first page, provided the per-copy fee indicated in the code is paid through Copyright Clearance Center, 222 Rosewood Drive, Danvers, MA 01923. For reprint or republication permission, email to IEEE Copyrights Manager at pubs-permission@ieee.org. All rights reserved. Copyright ©2020 by IEEE.

IEEE Catalog Number : CFP20NIM-ART

ISBN : 978-1-7281-8283-4

Author Index

Achmad Arifin 6, 12, 23, 82, 287, 429
Adiratna Ciptaningrum 47
Adre Johan Iswara 205
Afif Hidayati 332
Agung Prasetyo 321
Agung W. Setiawan 97
Agus Budi Raharjo 52
Agus Khumaidi 408
Agustinus Bimo Gumelar 1
Ahmad Muklason 217
Ahmad Zaini 155, 174, 180, 205
Aji S Pramulen 360
Akbareza Muhammad 199
Aldinata Rizky Revanda 396
Alfin A Muhammad 385
Ali Musyafa' 257
Amin Suharjono 326
Anak Agung Putri Ratna 332
Ananda Ananda 29
Anda Juniani 91
Andhryn Celica Dewi Rahajeng 76
Andre Parvian Aristio 239, 245
Andriko Fajar Prakoso 435
Anggraini Sensusiaty 402
Anik Nur Handayani 264, 269
Arief Kurniawan 29, 193, 199, 205, 211, 229, 234
Arifandi Putrawardana 445
Aris Zainul Muttaqin 86
Ary Mazharuddin Shiddiqi 292, 309
Azmi Saleh 338
B. Widiawan 408
Bagus Nugraha Deby Ariyadi 280
Bima Sena Bayu Dewantara 280
Budi Dwi Satoto 70
Chastine Fatichah 251, 396
Cries Avian 86
Damurrosyysi Mujahidain 168
Dandy Pramana Hostiadi 315
Daniel Siahaan 251
Darin Sabrina 132
Darlis Herumurti 121, 162
Destya Bagus 245

Dewi Nurdiyah 371
Dewinda Julianensi Rumala 193, 332, 402
Dhiaul Ma'ruf 377
Diah Puspito Wulandari 174
Diah Wulandari 91
Diana Purwitasari 52
Dion Fandiantoro 199
Dwi Arraziqi 1, 39
Dwi Nur Fitriyanah 257
Dwiretno Istiyadi Swasono 86
Dyah Lestari 264, 269
Edwin Ahmad 217
Eko Koendhori 70
Eko Mulyanto Y 29, 180, 193, 205, 211, 229, 234, 343, 360, 371, 377, 402, 412, 440, 445
Eko Pramunanto 445
Eko Setijadi 1, 29
Eko Subiyantoro 349
Elvina Ambarwati 12
Ephrem Niyigaba 303
Erna Alfi Nurrohmah 280
Fahril Mabahist 222
Faisal Lutfi Afriansyah 408
Faizal Johan Atletiko 52
Fathin Muhammad Wasmanson 391
Fauzan Arrofiqi 6, 12, 82
Fernanda Daymara Hasna 155
Firdaus Pradanggapasti 29
Firman Maulana 121
Fitri Damayanti 412
Ganendra Afrasya Salsabilla 162
Gerhat Samuel 287
Gregorius Rafael Widodojoko 366
Hadziq Fabroyir 111, 116, 121, 162
Handayani Tjandrasa 274
Hani Hayati 138
Hany Boedinoegroho 199
Hapsari Peni Agustin Tjahyaningtjas 402
Harun Ismail 86
Haryono Haryono 338
Hendra Kusuma 366
Hendro Suprayogi 52
Hendro Wicaksono 185
Herti Miawarni 1, 39


Hestiasari Rante 185
Hudzaifah Ro'fatulhaq 185
I Gede Eka Sulistyawan 429
I Ketut Agung Enriko 326
I Ketut Eddy Purnama 47, 332, 402
I Ketut Pumama 29, 332
I Made Ardwi Pradnyana 423
I Made Dendi Maysanjaya 423
I Made Dwipayana 127
I Made Gede Sunarya 211, 423
I. m. Suarsana 168
I. n. Sukajaya 127, 132, 168
I. Suharta 132
Ika Nurkasanah 217
Ilham Hadi Pramana 18
Imam Abadi 257
Imam Kuswardayan 121, 162
Imas Sukaesih Sitanggang 34
Indah Agustien Siradjuddin 222
Ingrid Nurtanio 332
Iwan Kurnianto Wibowo 280
Iwan Vanany 297
Izzat Aulia Akbar 52
Jan Mei Soon 297
Jaya Mahar Maligan 435
Junaidillah Fadlil 377
Ketut Purnama 360
Khairul Anam 86, 338
Khalil Satyadama 144
Khoirun Nahdliyah 82
Khondaker M. Salehin 193
Kurnianingsih Kurnianingsih 326
Leki Jovial Mahoro 303
Lukman Junaedi 239
M. Eko Ariyanto 418
M. Udin Harun Al Rasyid 185
Made Windu Antara Kesiman 423
Maratun Nabila 64
Mauridhi Hery Purnomo 1, 39, 103, 332
Mekuanint Agegnehu Bitew 199
Mochamad Hariadi 138, 149, 385
Mochammad Kautsar Sophan 222, 418
Mochammad Yusuf 29



Moh Nikmat 418
Mohammad Nuh 76, 354
Mohammad Utoyo 70
Mohammed Ikhlayel 205
Mudjahidin Mudjahidin 239, 245
Muhammad Agmalaro 34
Muhammad Agus Zainuddin 185
Muhammad Amin 52
Muhammad Ardian 52
Muhammad Arie Ladhika Siregar 229
Muhammad Arief 149
Muhammad Daffa Abiyyu Rahman 149
Muhammad Fajrul Falah 185
Muhammad Hilman Fatoni 6, 12, 18, 64, 82, 287, 429
Muhammad Rusydi Al Affan 211
Muhammad Wirawan 239
Muhammad Yazid 58
Mukramin Mukramin 116
Muladi Muladi 264, 269
Nada Fitriyatul Hikmah 76, 354
Nadhira Neesa Sarasati 91
Nanik Suciati 111, 396
Niko Azhari Hidayat 52
Noor Ifada 418
Nur Aini Rakhmawati 297
Nur Rohman Widiyanto 103
Oddy Virgantara Putra 391
Osamu Fukuda 264, 269
Pascal Maniriho 303
Putri Aprilliandini 111
Putu Hendra Suputra 423
Putu Wisnu Bhaskara Putrawan 234
Rachmad Setiawan 18, 58, 287
Rachmat Santoso 343
Radityo Anggoro 309
Renardi Adryantoro Priambudi 280
Retno Wulandari 174
Reza Fuad Rachmadi 29, 47, 144, 332, 377, 402, 440
Reza Pradana 138
Reza Vilera 440
Ridho Rahman Hariadi 111, 116
Riries Rulaningtyas 34, 70
Rizky Mayardiyah Syafitri Pandiangan 23

Roni Apriantoro 326
Rosa Andrie Asmara 264, 269
Royyana Ijtihadie 292, 309
Rudy Dikairono 23
Rully Hendrawan 239, 245
Ryan Adhitya 408
S. Supardi 245
Sandy Arif Wicaksono 185
Santi Wulan Purnami 91
Selvia Kusuma 251
Shalma Putri 245
Shintami Chusnul Hidayati 121, 162
Shoffin Nahwa Utama 391
Sigit Wasista 274
Siska Arifiani 111, 116
Siti Baki 6, 18, 23
Sritrusta Sukaridhoto 185
Sryang Sarena 408
Steven Seaver Wiarta 6
Suhadi Lili 309
Sukoso Sukoso 297
Supeno Mardi Susiki Nugroho 103, 138, 144, 149, 385, 402
Surya Sumpeno 155
Susi Juniastuti 229, 234
Syamsiar Kautsar 408
Takashi Watanabe 6
Tashfiq Rahman 229
Tasripan Tasripan 366
Tohari Ahmad 303, 315
Toto Haryanto 34
Tri Arief Sardjono 18
Tri Sardjono 1, 12, 39, 64
Triana Harmini 391
Umi Laili Yuhana 116
Valens Twiringiyimana 303
Vina Alvionita 354
Wahyu Suadi 309
Wahyu Zulfikar Putra 257
Wahyul Amien Syafei 321
Wardah Rahmatul Islamiyah 91
Waskitho Wibisono 274, 315
Wijayanti Wijayanti 1
Winahyu Utomo 234

Wiwik Anggraeni 52
Yeni Wahyu Siswanti 58
Yordan Yasin 332
Yosua Alvin Adi Soetrisno 321
Yoyon Suprpto 91, 180, 343, 371, 412
Yudha Andrian Saputra 239
Yudhi Adrianto 402
Yudo Ekanata 377
Yuita Arum Sari 435
Yunifa Miftachul Arif 138



Sundanese Twitter Dataset for Emotion Classification

Oddy Virgantara Putra
Department of Informatics
Universitas Darussalam Gontor
Ponorogo, Indonesia
oddy@unida.gontor.ac.id

Fathin Muhammad Wasmanson
Department of Informatics
Universitas Darussalam Gontor
Ponorogo, Indonesia
fathin@mhs.unida.gontor.ac.id

Triana Harmini
Department of Informatics
Universitas Darussalam Gontor
Ponorogo, Indonesia
triana@unida.gontor.ac.id

Shoffin Nahwa Utama
Department of Informatics
Universitas Darussalam Gontor
Ponorogo, Indonesia
shoffin@unida.gontor.ac.id

Abstract—Sundanese is the second-largest tribe in Indonesia which possesses many dialects. This condition has gained attention for many researchers to analyze emotion especially on social media. However, with barely available Sundanese dataset, this condition makes understanding sundanese emotion is a challenging task. In this research, we proposed a dataset for emotion classification of Sundanese text. The preprocessing includes case folding, stopwords removal, stemming, tokenizing, and text representation. Prior to classification, for the feature generation, we utilize term frequency-inverse document frequency (TFIDF). We evaluated our dataset using k-Fold Cross Validation. Our experiments with the proposed method exhibit an effective result for machine learning classification. Furthermore, as far as we know, this is the first Sundanese emotion dataset available for public.

Keywords—emotion classification, dataset, sundanese, support vector machine, text mining

I. INTRODUCTION

Nowadays, social media has been widely known as a new way of communication. People have been using it for many purposes, such as promoting products, introducing health protocols, and researches. One of the generally used social media is Twitter. In Indonesia, Twitter has been used in many different local languages. The second-largest local language is Sundanese. Sundanese is quite active as their favorite football club, PERSIB Bandung has more than 3 million followers on Twitter. Twitter is prevalent in many types of research, especially in emotion analysis [1]–[5].

When people travel to a country that varies in ethnicity, such as Indonesia, they must pay attention to local customs prior to communicating with each other. It is easy to understand someone's expression from their face, even a subtle movement [6]. On the other hand, interpreting expression through text without emojis is burdensome. [4].

In a world of machine learning, emotion extraction is a challenging task. Many algorithms have been proposed in this field, from video-based [7] to text-based recognition [5], [8],

[9]. Some of them are used to gather knowledge from customer satisfaction and business trends [2] from Twitter. Therefore, utilizing tweets is promising for data analysis.

Recently, there are many emerging issues on Twitter, especially West Java, from which Sundanese originate. It has considerable potential for sentiment and emotion study. On this day, there are many Indonesian Twitter datasets available for the public [2], [10]. However, it is yet to find public Sundanese Twitter dataset. Hence, in this work, we build a public Sundanese Twitter dataset for emotion classification.

In here, we provide a public dataset from Twitter and propose a model for emotion classification. Furthermore, we perform the classification with K-Nearest Neighbor (KNN), Random Forest (RF), Naive Bayes (NB), Logistic Regression (LR), and Support Vector Machine (SVM). We also evaluate our model using F1-Score, Precision, and Recall from the confusion matrix.

II. RELATED WORKS

Research in emotion analysis has been conducted for more than a decade, which results in many useful datasets available for the public. A heterogeneous annotated database has been publicly available by the contribution of [11]. This dataset was a combination of headlines, fairy tales, and blogs. Here, several fundamental emotions, such as fear, disgust, anger, sadness, happiness, and surprise, employed in order to analyze. The final task shows that this dataset has an incredible performance by using SVM compared to other classifiers.

A two-stage method proposed by [10] for Indonesian emotion detection from the Twitter dataset. The proposed method a couple of stages: emotion extraction and emotion classification. Here, emotions are grouped into five outstanding classes: joy, anger, sadness, fear, and love. Some various components were devised, such as semantic, linguistic, and orthographic, to classify the emotion. This work demonstrated superior results and tackled challenging issues in emotion analysis

A handy work by [2] proposed a public Indonesian emotion dataset. This incredible work gathered data from Twitter for about two weeks. This dataset contains five distinctive emotions: anger, sadness, fear, joy, and love. In the learning process, this dataset was classified using Logistic Regression (LR), RF, and SVM. 10-fold Cross-Validation was used to split the data between test and training. Finally, the results gained for precision, recall, F1-score are 70%, 68%, and 68%, respectively.

In the next few months, a practical text classifier using a pre-trained model proposed [1]. This work can be considered groundbreaking in natural language processing (NLP). The dataset was collected from Amazon Reviews. In order to preprocess, the dataset was separated into several batch groups. Each batch consists of tokenized vocabularies 32,000 in total.

As interest in microblog services gradually increasing, a number of topics are produced over time. The microblog attracts much attention in the analysis of emotional expression. Ren [5] proposed emotion extraction from Chinese microblogs. This work is rule-based, which contains three tasks. They are opinion findings, emotion analysis, and opinion target extraction.

III. PROPOSED WORK

In this section, the proposed work is separated into several steps, such as Dataset Gathering and Annotation, Text Pre-processing, Feature Selection, Text Representation, Emotion Classification, and Model Evaluation.

A. Dataset

- Gathering and Annotation

We gathered dataset from Twitter API between January and March 2019 with 2518 tweets in total. The tweets filtered by using some hashtags which are represented Sundanese emotion, for instance, #persib, #corona, #saredih, #nyakakak, #garoblog, #sangsara, #gumujeng, #bungah, #sararieun, #ceurik, and #hariwang. This dataset contains four distinctive emotions: anger, joy, fear, and sadness. Each tweet is annotated using related emotion. For data validation, we consulted a Sundanese language teacher for expert validation.

- Data Identity

Our dataset consists of four distinctive emotions that have a balanced amount of data for each class. This can be seen in Fig 1. Our dataset can be accessed at here¹.

B. Text Preprocessing

This step consists of four phase: case folding, filtering, tokenizing, and stemming.

- Case Folding

It is broadly known that case-folding is often used in data preprocessing. This task is simple. All letters are reduced into the lowered-case form. In some cases, a lower case may be useful for data normalization. On the contrary,

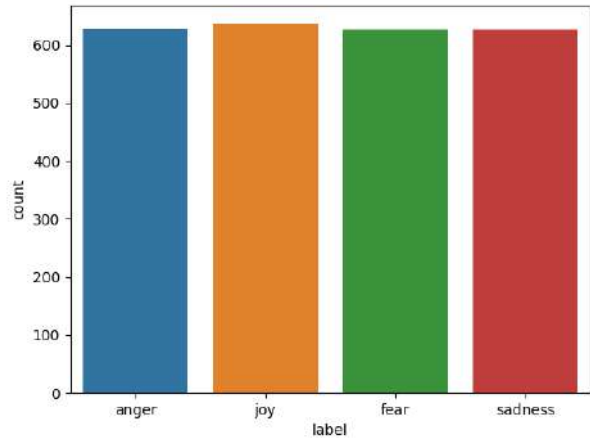


Fig. 1. Dataset identity.

such a lowered word might be translated into another word. Therefore, it is better to let alone the letter case.

In this step, the data separated into two groups: label and column. Tweets may contain inconsistent case. Therefore, we were uniformly using lowercase in every single word. For instance, this tweet, "Gokar! Punteun, buat yg masih pd nongkrong yg masih jalan2 gajelas" transformed into "gokar punteun buat yg masih pd nongkrong yg masih jalan gajelas"

- Stopword Filtering

Stopword is defined as meaningless word. Such word does not affect much in a sentence. It is safe to ignore this kind of words. There are many words like this in English, for instance: is, are, were, that, this, which, etc. Subsequently, removing this word is an important task. Stopword filtering removes unnecessary characters from words because they are not representing any emotion. Here, we gathered many stopwords not only from Sundanese but also from Bahasa Indonesia. Twitter is vast and full of composite languages. We cannot expect a tweet contains a language from a specific country or tribe. Accordingly, our stopwords is a mixture between Indonesia and Sundanese language. Here is some examples of out stopwords: "tapi", "sanajan", "salain", "ti", "ku", "kituna", "sabalikna", "malah", "adalah", "nyah", "euy".

- Tokenizing

Tokenizing is a process of splitting a sentence into several words. Each tweet is split into a word vector. This process may uses a different separator. However, in our case, we utilize space delimiter. For example: "gokar punteun buat yg masih pd nongkrong" transformed into 'gokar', 'punteun', 'buat', 'yg', 'masih', 'pd', 'nongkrong'.

- Stemming

Stemming is a process of extracting or reducing words into its root form. It is similar to normalization but for text-based data. Stemming is useful for reducing the

¹<https://github.com/virgantara/sundanese-twitter-dataset.git>

number of words in the corpus. Since both Sundanese and Bahasa have similar words, we adopted stemming from Bahasa.

C. Feature Selection

In here, feature selection utilizes stopwords removal. This process removed all conjunctions. A list of stopwords is created out of Bahasa and Sundanese language. This list contains 508 words. We combined Bahasa and Sundanese because of many tweets containing these two languages. So, it would be ineffective for the results if we abandon or only use one of them.

D. Text Representation

Text Representation (TR) is considered as one of the main factors in text mining. Some feature extractions that employ Bag-of-Words (BoW) may reduce semantic information [12], not to mention sparsity. Here, in order to ease the classification, every tweet is transformed into a vector. Then, we work on some basic features such as BoW, TFIDF, and N-Grams.

- BoW (Bag-of-Words)

BoW is a way to extract features from the text. It is also often described as the presence of words. In BoW, the more frequent word comes out, the more likely it becomes the feature.

- TF-IDF

Different from BoW, TFIDF measures how important a word is within a document. This feature is composed of two parts. The first one calculates the term frequency (TF). TF represents the frequency of words from a document compared with the total number of words in the same document. The second one is Inverse Document Frequency (IDF), which computes the number as the logarithmic function of a document then divides the document count in which a related term emerges. Simply saying, TF-IDF is feature extraction, which the more word appears in a specific document, the more likely it works as the main feature.

- N-Gram

In a nutshell, N-Gram is considered as sequential words. It also has a similar meaning to a phrase. A phrase may consist of more than one word. Should a phrase split into many words, it may obscure the meaning of the phrase. For example: a sentence such as "I do not like fried rice." if tokenized into some standalone words, it could have the opposite meaning. The word "not" is likely removed by the stopword. Thus, by applying N-Gram, we can handle such a sentence to maintain its meaning.

E. Emotion Classification

In this section, the dataset is processed using some machine learning algorithms. Each algorithm has a similar output which produce models. These models are later used for classifications. Prior to model evaluation, we incorporated K-Fold Cross Validation with K equals to 10. Several classifiers exhibited in this research are KNN, RF, NB, LR, and SVM.

TABLE I
EMOTION CLASSIFICATION BASED ON TFIDF FEATURE

Model	Emotion	Prec.	Rec.	F1	Acc.
KNN	Anger	85 %	97 %	90 %	84 %
	Fear	81 %	84 %	82 %	
	Joy	83 %	81 %	82 %	
	Sadness	87 %	73 %	79 %	
RF	Anger	93 %	95 %	94 %	92 %
	Fear	87 %	94 %	90 %	
	Joy	98 %	87 %	92 %	
	Sadness	92 %	92 %	92 %	
NB	Anger	73 %	79 %	76 %	65 %
	Fear	65 %	64 %	65 %	
	Joy	65 %	57 %	61 %	
	Sadness	57 %	59 %	58 %	
LR	Anger	94 %	95 %	95 %	94 %
	Fear	93 %	97 %	95 %	
	Joy	98 %	89 %	93 %	
	Sadness	90 %	94 %	92 %	
SVM	Anger	94 %	98 %	96 %	95 %
	Fear	97 %	98 %	98 %	
	Joy	99 %	90 %	95 %	
	Sadness	92 %	95 %	94 %	

TABLE II
EMOTION CLASSIFICATION BASED ON BOW FEATURE

Model	Emotion	Prec.	Rec.	F1	Acc.
KNN	Anger	67 %	87 %	76 %	69 %
	Fear	63 %	81 %	71 %	
	Joy	73 %	61 %	67 %	
	Sadness	80 %	44 %	57 %	
RF	Anger	91 %	97 %	94 %	91 %
	Fear	87 %	94 %	90 %	
	Joy	95 %	85 %	89 %	
	Sadness	93 %	89 %	91 %	
NB	Anger	80 %	85 %	83 %	75 %
	Fear	68 %	87 %	77 %	
	Joy	77 %	69 %	72 %	
	Sadness	77 %	58 %	66 %	
LR	Anger	91 %	96 %	94 %	93 %
	Fear	90 %	96 %	93 %	
	Joy	98 %	89 %	93 %	
	Sadness	93 %	90 %	91 %	
SVM	Anger	90 %	94 %	92 %	93 %
	Fear	92 %	96 %	94 %	
	Joy	97 %	91 %	94 %	
	Sadness	93 %	90 %	91 %	

F. Model Evaluation

Here, we evaluate our models from each algorithm by calculating their precision, recall, f1-score, not to mention accuracy.

IV. EXPERIMENT AND RESULTS

In this part, all models produced by the aforementioned algorithms were tested. They were tested using a laptop with RAM 16 GB, Processor Intel I7-8750H, VGA NVIDIA GeForce GTX 1050 Ti, and operating system Ubuntu 18.04 LTE.

Table I illustrated the results of emotion classification from generally used algorithms KNN, RF, NB, LR, and SVM. As observed, the majority of algorithms achieved high accuracy,

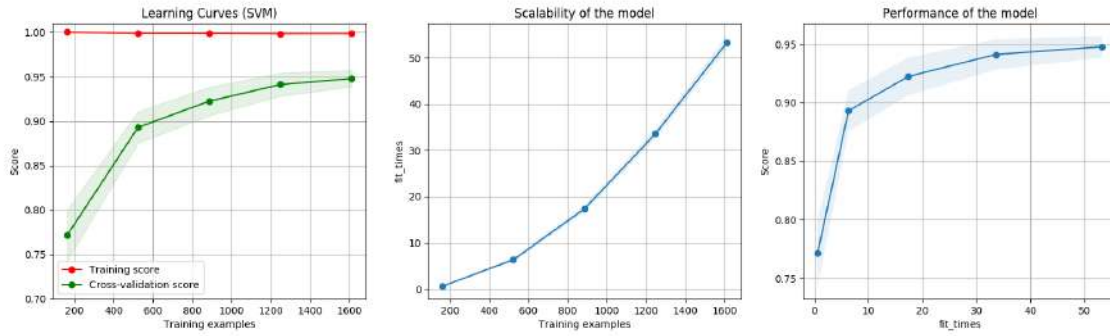


Fig. 2. Learning curve, scalability, and performance of the model.

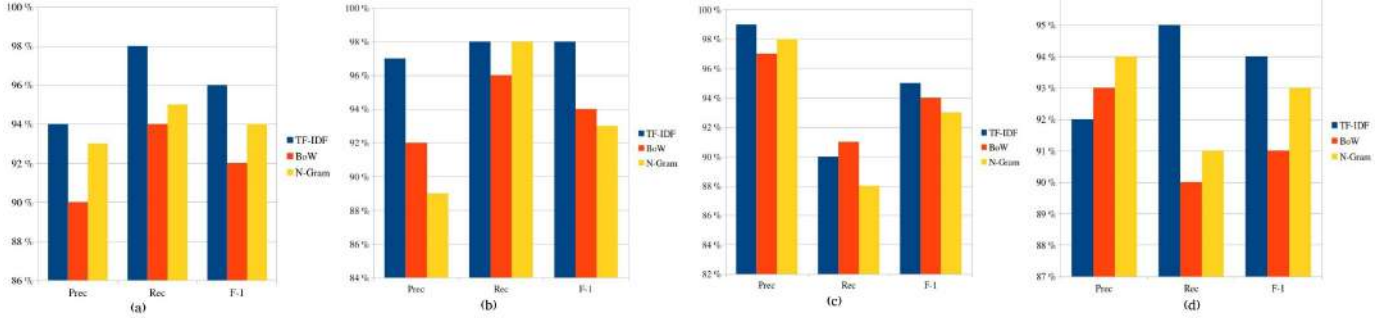


Fig. 3. Comparison of four emotions with three measurement (Precision, Recall, and F1-Score). (a) Anger, (b) Fear, (c) Joy, and (d) Sadness

TABLE III
EMOTION CLASSIFICATION BASED ON N-GRAM FEATURE

Model	Emotion	Prec.	Rec.	F1	Acc.
KNN	Anger	55 %	72 %	62 %	59 %
	Fear	53 %	71 %	60 %	
	Joy	71 %	48 %	58 %	
	Sadness	70 %	46 %	55 %	
RF	Anger	90 %	98 %	94 %	91 %
	Fear	83 %	98 %	90 %	
	Joy	97 %	82 %	89 %	
	Sadness	96 %	83 %	89 %	
NB	Anger	91 %	96 %	94 %	86 %
	Fear	85 %	89 %	87 %	
	Joy	85 %	84 %	84 %	
	Sadness	84 %	77 %	80 %	
LR	Anger	93 %	96 %	95 %	92 %
	Fear	89 %	98 %	93 %	
	Joy	98 %	86 %	92 %	
	Sadness	91 %	90 %	91 %	
SVM	Anger	93 %	95 %	94 %	93 %
	Fear	89 %	98 %	93 %	
	Joy	98 %	88 %	93 %	
	Sadness	94 %	91 %	93 %	

precision, recall, and F1-Score. Meanwhile, only one algorithm at a low value of the measurement. First of all, SVM stood overall remaining algorithms with roughly 96%. This was comprised of four emotions i.e., Anger, Sadness, Joy, and Fear. It can be seen that LR has a slightly lower accuracy than SVM with 94% and followed by RF at 92%. On the other hand, NB has the worst performance, with 65%. By

the term of precision, SVM still performed its best in nearly all emotions with more than 95% on average. Surprisingly, RF overpowered all algorithms at Sadness emotion with 95%. Then, SVM achieved at top-notch in Recall and F1-Score, with the same value at 95.5%.

As we found that SVM gained top condition, we measured its performance. Fig. 2 shows the trend of three different types of evaluators. Overall, it can be seen that the trend of the learning curve for training examples experienced remarkable change throughout time.

To begin with, it is clear that the learning curve climbs dramatically in the first stage of training data from 200 to 500. At the second stage, its performance increasingly steady but at low speed.

Second of all, model performance has slightly the same performance as the learning curve. In the beginning, it gradually climbs up overfitting times and achieves a score of 0.95.

Interestingly, the scalability model just started its speed climbing exponentially to peak with more than 50 fitting times.

We found different results, as illustrated in Table II. Both SVM and LR make to the top rank with 93%, followed by RF, NB, and KNN with 91%, 75%, and 69%, respectively. By using BoW feature extraction, NB has switched position with KNN, which is no longer at the bottom tier of classifiers. In Table III, we evaluated our model using unigram and bigram features with three different parameters. It can be seen that SVM still dominates other algorithms with 93% followed by LR, RF, LR, and KNN. On the contrary, KNN performance

decreased drastically for accuracy at 59%. This is the lowest score compared in Table I and Table II.

The graph in Fig. 3 compares the performance of all text representation features, which are calculated in precision, recall, and F1-score. Overall, TF-IDF was significantly higher in all emotions in which contributes to precision.

To begin with, the precision of TF-IDF for Anger class stood at 94 percent, while for the counterparts are greater than 95 percent. Surprisingly, the recall of TF-IDF peaked at 98 percent, followed by N-Gram and BoW, not to mention F1-Score in which gained the top position at 96 percent.

In Fear class, the proportion of precision, recall, and F1-score for TF-IDF was around 97 percent. As in recall, TF-IDF stood at an equal position with N-Gram. However, the disparity of F1-Score between TF-IDF and the remainings was dramatically high. Now, we moved to Joy class. On average, all three features were almost at the same level. The precision was relatively high, at 98 percent.

In terms of Sadness class, the precision of TF-IDF was defeated by N-Gram, followed by BoW. On the contrary, both BoW and N-Gram were outclassed entirely by TF-IDF by 5 percent.

V. CONCLUSION

In this research, we have built a new public dataset for Sundanese emotion classification. Our dataset contains four distinguished annotated classes (fear, joy, anger, and sadness). We tested our dataset with five algorithms. As a result, the SVM model gained the highest score, with 95% accuracy followed by other algorithms. We found that different feature extraction exploits different results.

We need to employ stemming specifically for the Sundanese language and gather more massive datasets in future works.

REFERENCES

- [1] N. Kant, R. Puri, N. Yakovenko, and B. Catanzaro, "Practical Text Classification With Large Pre-Trained Language Models," *arXiv:1812.01207 [cs]*, Dec. 2018. Comment: 8 pages, submitted to AAAI 2019.
- [2] M. S. Saputri, R. Mahendra, and M. Adriani, "Emotion Classification on Indonesian Twitter Dataset," in *2018 International Conference on Asian Language Processing (IALP)*, (Bandung, Indonesia), pp. 90–95, IEEE, Nov. 2018.
- [3] M. O. Ibrohim and I. Budi, "Multi-label Hate Speech and Abusive Language Detection in Indonesian Twitter," in *Proceedings of the Third Workshop on Abusive Language Online*, (Florence, Italy), pp. 46–57, Association for Computational Linguistics, 2019.
- [4] S. Sendari, I. A. E. Zaeni, D. C. Lestari, and H. P. Hariyadi, "Opinion Analysis for Emotional Classification on Emoji Tweets using the Naïve Bayes Algorithm," *Knowledge Engineering and Data Science*, vol. 3, pp. 50–59, Aug. 2020.
- [5] F. Ren and Q. Zhang, "An Emotion Expression Extraction Method for Chinese Microblog Sentences," *IEEE Access*, vol. 8, pp. 69244–69255, 2020.
- [6] N. Muna, U. D. Rosiani, E. M. Yuniamo, and M. H. Pumomo, "Subpixel subtle motion estimation of micro-expressions multiclass classification," in *2017 IEEE 2nd International Conference on Signal and Image Processing (ICSIP)*, (Singapore), pp. 325–330, IEEE, Aug. 2017.
- [7] C. Li, J. Wang, H. Wang, M. Zhao, W. Li, and X. Deng, "Visual-Textual Emotion Analysis With Deep Coupled Video and Danmu Neural Networks," *IEEE Transactions on Multimedia*, vol. 22, pp. 1634–1646, June 2020.

- [8] H. Fei, D. Ji, Y. Zhang, and Y. Ren, "Topic-Enhanced Capsule Network for Multi-Label Emotion Classification," *IEEE/ACM Transactions on Audio, Speech, and Language Processing*, vol. 28, pp. 1839–1848, 2020.
- [9] S. Ahmad, M. Z. Asghar, F. M. Alotaibi, and S. Khan, "Classification of Poetry Text Into the Emotional States Using Deep Learning Technique," *IEEE Access*, vol. 8, pp. 73865–73878, 2020.
- [10] J. E. The, A. F. Wicaksono, and M. Adriani, "A two-stage emotion detection on Indonesian tweets," in *2015 International Conference on Advanced Computer Science and Information Systems (ICACSIS)*, (Depok, Indonesia), pp. 143–146, IEEE, Oct. 2015.
- [11] S. Chaffar and D. Inkpen, "Using a heterogeneous dataset for emotion analysis in text," pp. 62–67, May 2011.
- [12] Zhou, Wang, Sun, and Sun, "A Method of Short Text Representation Based on the Feature Probability Embedded Vector," *Sensors*, vol. 19, p. 3728, Aug. 2019.